

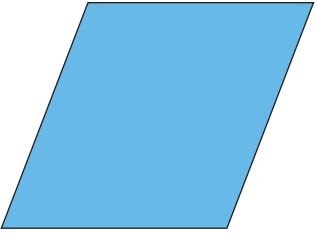

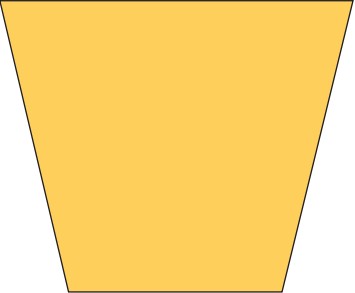

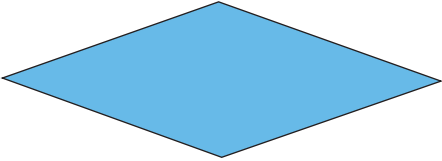





**Består af:**

- Tre ark med figurer, der skal gættes
- Et ark med spørgsmål, som eleverne skal trække

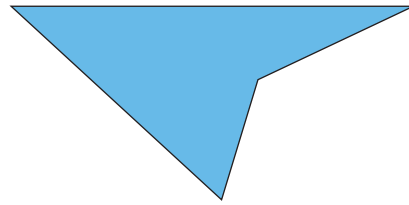
Se lærervejledning med forklaring på spillet.

<p style="text-align: center;">Figur 1</p> 	<p style="text-align: center;">Figur 2</p> 
<p style="text-align: center;">Figur 3</p> 	<p style="text-align: center;">Figur 4</p> 
<p style="text-align: center;">Figur 5</p> 	<p style="text-align: center;">Figur 6</p> 
<p style="text-align: center;">Figur 7</p> 	<p style="text-align: center;">Figur 8</p> 
<p style="text-align: center;">Figur 9</p> 	<p style="text-align: center;">Figur 10</p> 

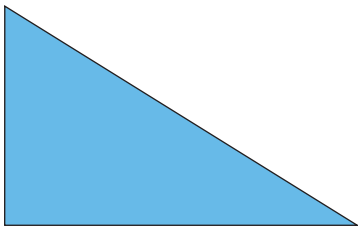
Figur 11



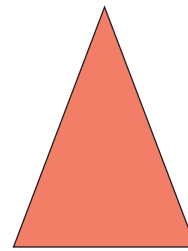
Figur 12



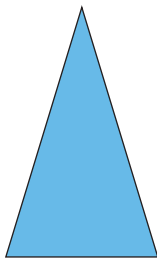
Figur 13



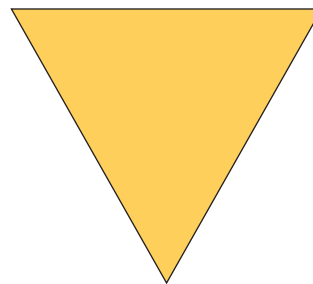
Figur 14



Figur 15



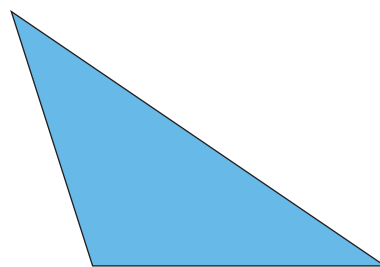
Figur 16



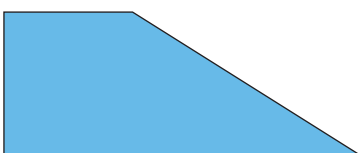
Figur 17




Figur 18




Figur 19



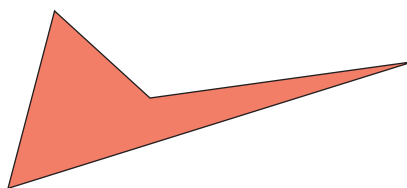
Figur 20



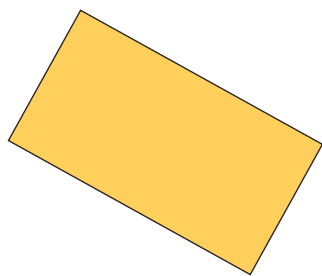
Figur 21



Figur 22




Figur 23



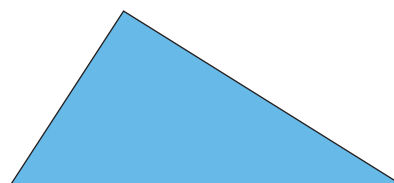
Figur 24




Figur 25



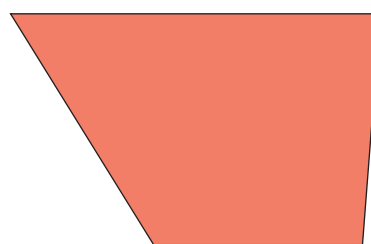
Figur 26



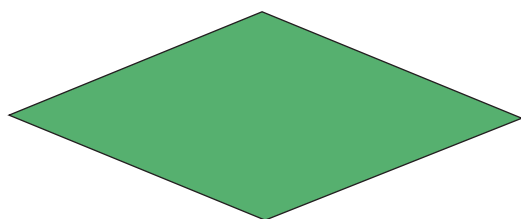
Figur 27




Figur 28



Figur 29



Figur 30



Spørgsmål (skal klippes ud)



Er alle sider lige lange?



Er alle vinkler lige store?

Har figuren fire kanter?

Er det et parallelogram?

Er nogle af siderne parallelle?

Er figuren blå?

Er figuren gul?

Er figuren grøn?

Er figuren orange?

Er nogle af vinklerne lige store?

Er figuren et rektangel?

Har figuren tre kanter?

Er nogle af vinklerne rette?

Er nogle af vinklerne stumpede?

Er nogle af vinklerne spidse?

Kopside – Opgave 9

